

Scaled data based on original data using  
LM-79-08 Approved Method: Electrical and Photometric Measurements of Solid-  
State Lighting Products

Test Report Prepared for  
Cooper Lighting Solutions  
(formerly Eaton)

Brand: STREETWORKS

Report Number: P193115

Luminaire Tested: **GAN-AF-07-LED-U-T2-7030-ADJ**

Issue Date: 3/3/2020

**Test Information**

Test Method: LM-79-08  
Report Number: P193115  
TEST IS SCALED FROM IESNA LM-79-08 TEST DATA (P24139)  
Test Lab: INNOVATION CENTER P2  
Issue Date: 3/3/2020  
Manufacturer: COOPER LIGHTING SOLUTIONS (FORMERLY EATON)  
Product Line: STREETWORKS  
Catalog Number: GAN-AF-07-LED-U-T2-7030-ADJ  
Description: GALLEON AREA AND ROADWAY LUMINAIRE  
(7) 70 CRI, 3000K, 1050mA LIGHTSQUARES WITH 16 LEDS EACH AND TYPE II OPTICS  
Light Source: -  
Ballast/Driver: ELECTRONIC DRIVER

**Summary**

Lumens per Lamp: N/A  
Luminaire Lumens: 39960.4 lumens  
Efficiency: N/A  
Efficacy: 102.2 lumens/watt  
Luminous Opening: Rectangular (W 2' x L: 1' x H: 0')  
IES Classification: Type II - Medium - Full Cutoff  
BUG Rating: B3 - U0 - G5

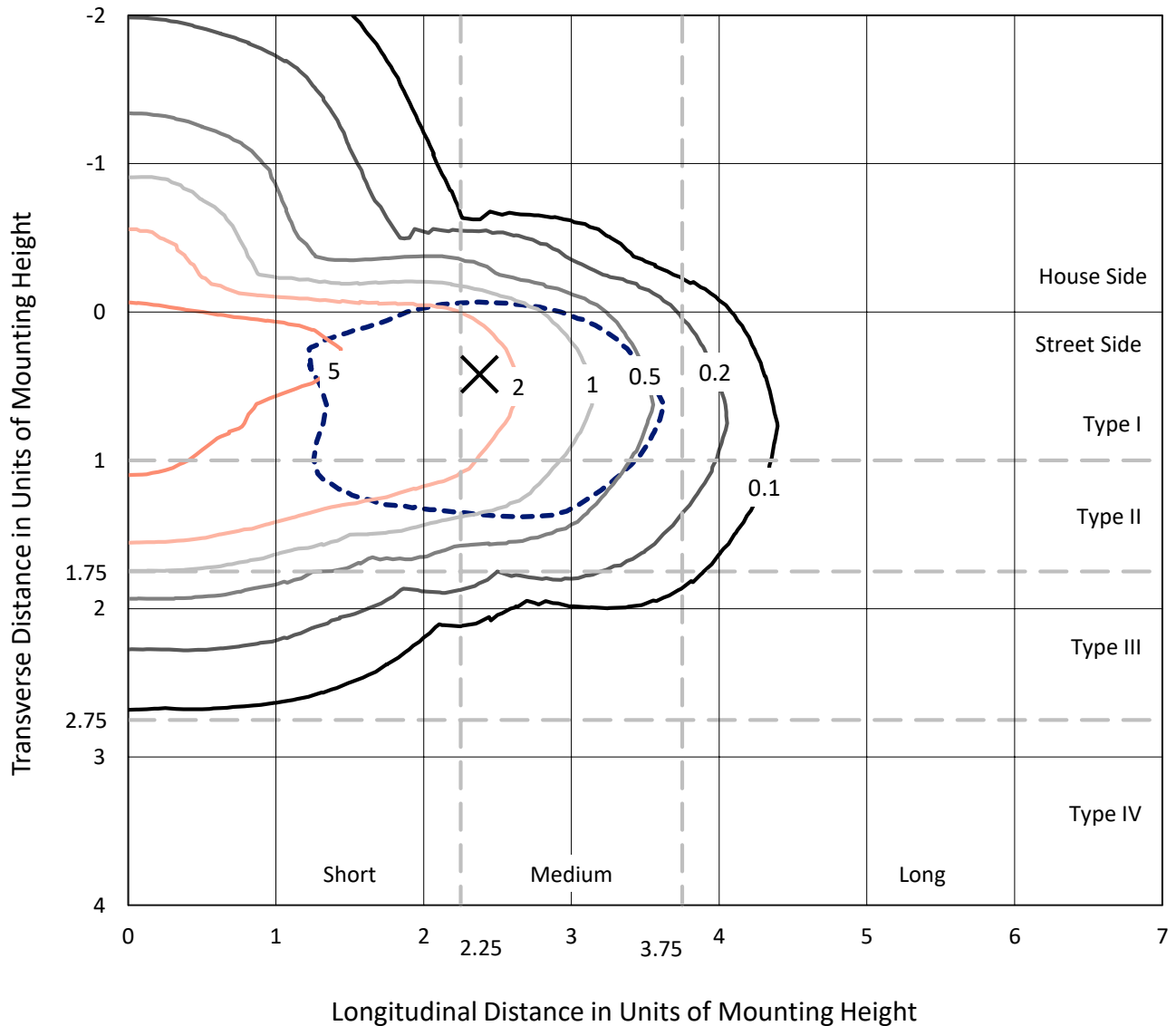
Input Watts (W): 391  
Input Voltage (V): NR  
Input Current (A<sub>in</sub>): NR  
Voltage Rise (V): NR  
Power Factor: NR  
Total Harmonic Distortion (THDi): NR  
Frequency (hertz): 60  
Stabilization Time: NR  
Operation Time: NR  
Ambient Temperature (°C): NR  
Test Distance: 28.75 FT



REPORT NUMBER: P193115  
 CATALOG NUMBER: GAN-AF-07-LED-U-T2-7030-ADJ

### Iso-Footcandle Lines of Horizontal Illumination

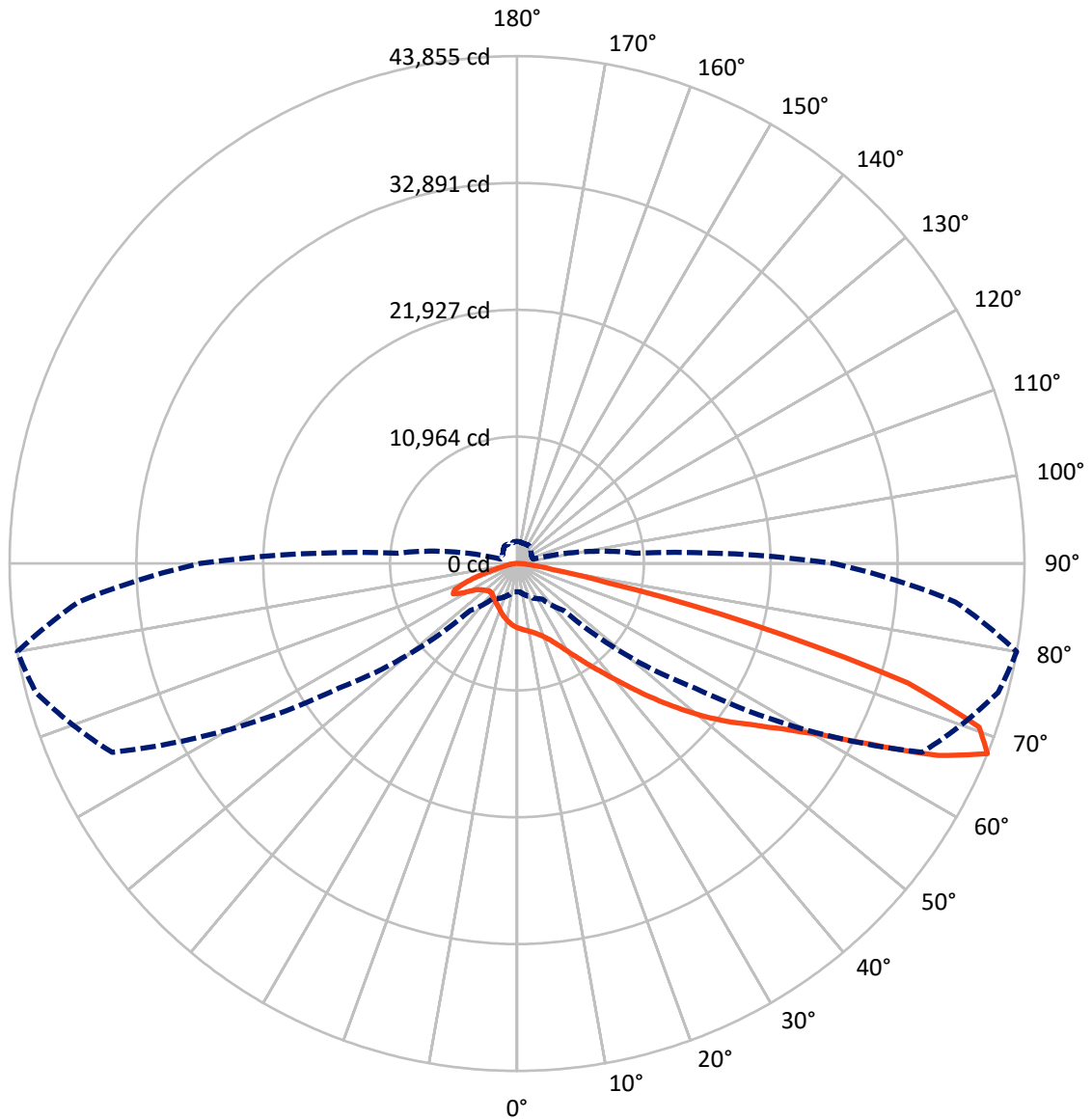
× Max cd  
 - - - 1/2 Max cd



Based on 30 foot mounting height. Maximum calculated value = 7.5 fc  
 Type II - Medium - Full Cutoff

REPORT NUMBER: P193115  
CATALOG NUMBER: GAN-AF-07-LED-U-T2-7030-ADJ

### Luminous Intensity Polar Plot



— Vertical Plane Through 80-Deg Lateral    - - - Horizontal Cone Through 67.5-Deg Vertical



REPORT NUMBER: P193115

CATALOG NUMBER: GAN-AF-07-LED-U-T2-7030-ADJ

**FLUX DISTRIBUTION:**

		Downward	Upward	Total
<b>House Side</b>	Lumens	7359.2	0.0	7359.2
	% Fixture	18.4	0.0	18.4
<b>Street Side</b>	Lumens	32601.3	0.0	32601.3
	% Fixture	81.6	0.0	81.6
<b>Total</b>	Lumens	39960.4	0.0	39960.4
	% Fixture	100.0	0.0	100.0

**Coefficient of Utilization**

**ZONAL LUMENS:**

Zone	Lumens	% Fixture
0°-10°	512.1	1.3
10°-20°	1475.3	3.7
20°-30°	2441.9	6.1
30°-40°	3994.3	10.0
40°-50°	6449.2	16.1
50°-60°	9310.7	23.3
60°-70°	10274.9	25.7
70°-80°	4736.1	11.9
80°-90°	766.0	1.9
90°-100°	0.0	0.0
100°-110°	0.0	0.0
110°-120°	0.0	0.0
120°-130°	0.0	0.0
130°-140°	0.0	0.0
140°-150°	0.0	0.0
150°-160°	0.0	0.0
160°-170°	0.0	0.0
170°-180°	0.0	0.0
0°-90°	39960.4	100.0
0°-180°	39960.4	100.0



REPORT NUMBER: P193115

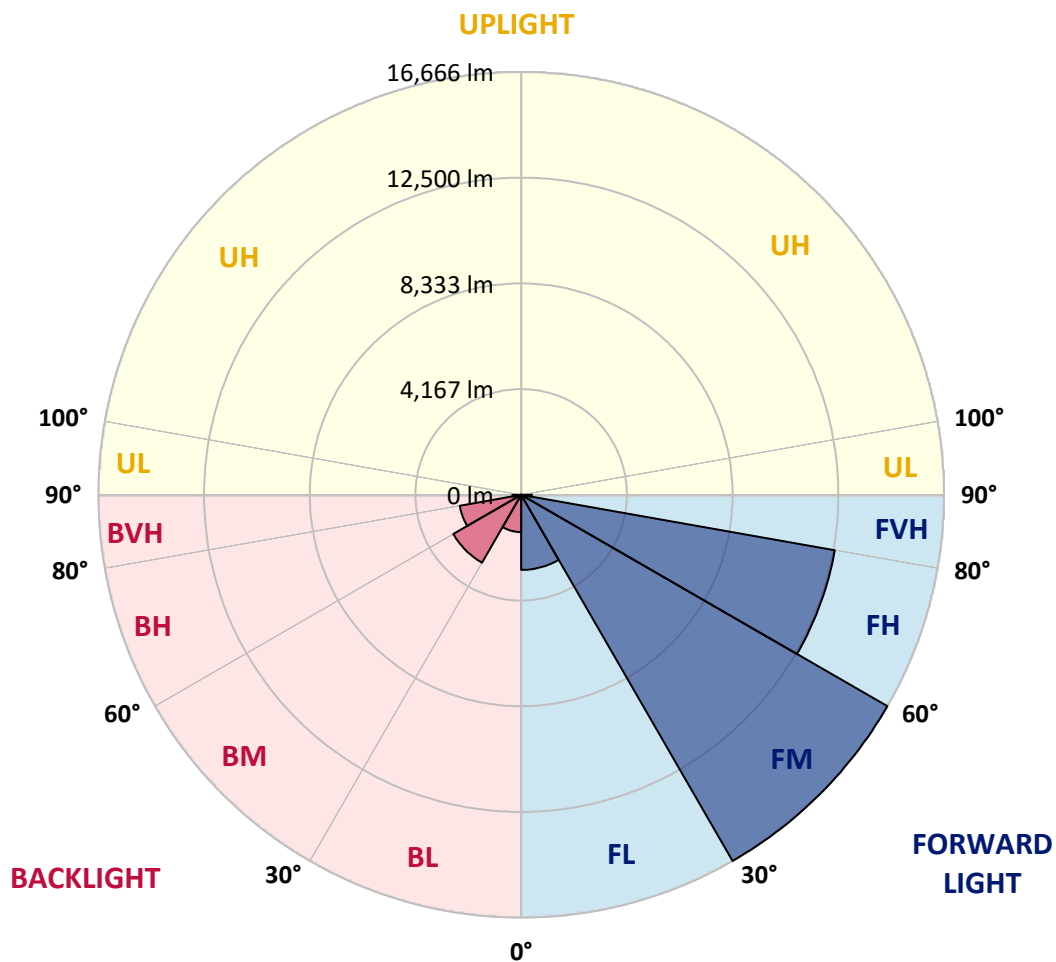
CATALOG NUMBER: GAN-AF-07-LED-U-T2-7030-ADJ

**LUMINAIRE CLASSIFICATION SYSTEM LUMEN TABLE AND BUG RATING:**

Zone	Lumens	% Fixture	Zone Rating/Lumen Limit		
			B	U	G
FL (0°-30°)	2961.0	7.4			
FM (30°-60°)	16666.5	41.7			
FH (60°-80°)	12552.6	31.4			G5
FVH (80°-90°)	421.2	1.1			G3/500
BL (0°-30°)	1468.3	3.7	B3/2500		
BM (30°-60°)	3087.6	7.7	B3/5000		
BH (60°-80°)	2458.4	6.2	B3/2500		G3/2500
BVH (80°-90°)	344.9	0.9			G3/500
UL (90°-100°)	0.0	0.0		U0/0	
UH (100°-180°)	0.0	0.0		U0/0	

**BUG Rating: B3-U0-G5**

Type II Medium





REPORT NUMBER: P193115  
 CATALOG NUMBER: GAN-AF-07-LED-U-T2-7030-ADJ

**CANDELA DISTRIBUTION (FULL):**

	0°	5°	15°	25°	35°	45°	55°	65°	75°	80°	85°
0°	5551.7	5551.7	5551.7	5551.7	5551.7	5551.7	5551.7	5551.7	5551.7	5551.7	5551.7
2.5°	6072.9	6037.5	6043.4	6033.7	6004.2	5953.0	5898.0	5797.7	5693.3	5638.3	5594.9
5°	6580.5	6570.8	6556.9	6525.5	6450.7	6344.4	6212.7	6035.6	5844.9	5744.5	5648.0
7.5°	6960.3	6954.4	6936.7	6916.9	6844.2	6716.2	6517.7	6265.8	5988.4	5850.8	5701.1
10°	6991.7	7001.6	7015.3	7068.4	7078.3	7009.4	6806.9	6501.9	6137.9	5960.8	5770.1
12.5°	6724.2	6745.7	6798.9	6934.6	7078.3	7162.9	7058.5	6749.7	6313.0	6098.6	5856.7
15°	6370.1	6381.9	6446.8	6633.6	6891.4	7153.1	7251.4	7023.1	6539.2	6275.7	5986.5
17.5°	6218.6	6224.5	6269.8	6393.7	6633.6	7007.5	7359.6	7320.3	6816.6	6496.0	6145.9
20°	6141.9	6155.6	6220.5	6342.5	6494.1	6820.6	7375.3	7640.9	7147.0	6771.4	6346.5
22.5°	6360.2	6354.3	6377.9	6438.8	6566.8	6763.4	7363.5	7971.4	7568.2	7125.5	6608.1
25°	6869.7	6891.4	6850.1	6781.1	6822.5	6960.3	7426.5	8329.5	8095.3	7580.0	6950.4
27.5°	7595.7	7574.1	7513.1	7351.7	7267.2	7326.2	7635.0	8715.1	8750.5	8177.9	7402.9
30°	8319.6	8301.9	8242.9	8046.2	7873.1	7823.8	8040.3	9157.7	9531.4	8896.1	7957.7
32.5°	9071.1	9051.5	8996.4	8799.6	8591.2	8477.0	8616.7	9669.2	10452.2	9753.8	8610.8
35°	9997.8	9960.4	9844.3	9570.8	9366.2	9277.8	9342.6	10312.6	11514.5	10768.9	9403.6
37.5°	10869.2	10926.3	10808.3	10430.6	10164.9	10133.5	10206.2	11097.5	12659.5	11904.1	10314.5
40°	11744.8	11754.5	11648.2	11339.5	11066.0	11014.9	11197.8	12049.6	14011.0	13261.5	11422.1
42.5°	12649.6	12669.2	12490.3	12205.1	12004.4	12014.1	12222.8	13165.0	15561.2	14860.9	12696.8
45°	13721.8	13751.3	13554.6	13180.8	12997.8	13365.6	13279.2	14416.2	17261.0	16678.7	14160.5
47.5°	14843.2	14888.4	14738.8	14388.7	14160.5	14666.1	14335.6	15803.1	19090.6	18628.1	15767.7
50°	15454.9	15520.0	15665.5	15639.9	15590.7	15506.1	15513.9	17290.5	20977.1	20658.4	17420.3
52.5°	15126.4	15124.4	15655.6	16300.9	16989.5	17040.6	16950.2	18858.3	22739.8	22643.4	18976.3
55°	13623.4	13725.7	14530.4	15779.6	17660.3	18834.7	19102.4	20654.5	24471.1	24583.3	20556.1
57.5°	11121.1	11205.6	12291.5	14032.6	16755.4	19901.0	22163.5	23265.1	26406.9	26930.1	22659.2
60°	7542.6	7644.9	8795.7	10886.9	14319.8	19306.8	25076.9	27923.6	28724.3	29914.5	25610.1
62.5°	4432.3	4524.8	5463.2	6867.8	10082.3	16546.8	26355.7	34551.4	32405.1	34417.6	30111.2
65°	3051.3	3114.2	3570.6	4274.9	5793.7	11144.7	24770.0	39127.3	38068.8	39996.9	35330.4
67.5°	2455.2	2447.3	2809.3	3289.2	3730.0	5746.4	18730.6	38609.9	43050.0	43854.7	38039.3
70°	2022.4	2014.5	2260.3	2657.8	2980.5	3236.2	10202.3	32582.1	42035.0	42361.6	35544.9
72.5°	1691.9	1699.7	1857.1	2152.2	2445.3	2437.5	4483.5	22920.9	33068.1	35326.5	28334.7
75°	1428.2	1432.2	1536.4	1745.0	1985.0	1963.4	2431.6	12417.6	19222.3	20794.2	15706.8
77.5°	1215.7	1219.7	1286.6	1402.7	1573.9	1565.9	1774.5	5364.7	8018.6	7920.3	5372.6
80°	1084.0	1084.0	1115.4	1137.1	1231.6	1196.1	1316.1	2577.1	3389.7	3130.0	2144.3
82.5°	849.8	853.8	1046.6	1038.7	969.9	924.7	924.7	1518.7	1796.1	1660.4	1255.2
85°	478.0	476.1	674.7	814.4	853.8	651.1	645.2	849.8	977.8	861.6	607.9
87.5°	204.7	208.5	312.8	361.9	483.9	405.3	399.4	438.6	497.6	430.8	281.4
90°	0.0	0.0	0.0	0.0	0.0	0.0	0.0	0.0	0.0	0.0	0.0



REPORT NUMBER: P193115  
 CATALOG NUMBER: GAN-AF-07-LED-U-T2-7030-ADJ

**CANDELA DISTRIBUTION (continued):**

	90°	95°	105°	115°	125°	135°	145°	155°	165°	175°	180°
0°	5551.7	5551.7	5551.7	5551.7	5551.7	5551.7	5551.7	5551.7	5551.7	5551.7	5551.7
2.5°	5553.6	5502.6	5390.3	5250.7	5124.8	5042.1	4967.4	4859.2	4865.1	4790.4	4735.3
5°	5549.8	5443.6	5183.8	4874.9	4577.9	4363.5	4202.1	4056.6	4021.2	3952.2	3910.9
7.5°	5553.6	5380.5	4943.8	4450.0	4082.2	3810.6	3673.0	3596.2	3578.5	3554.9	3556.8
10°	5567.5	5323.4	4680.1	4052.7	3667.1	3488.0	3454.6	3478.2	3505.7	3513.6	3515.5
12.5°	5598.9	5272.3	4391.0	3698.5	3407.4	3352.3	3409.3	3490.0	3543.1	3568.6	3566.7
15°	5669.7	5233.0	4113.6	3421.1	3263.7	3293.2	3399.5	3513.6	3590.3	3625.7	3627.6
17.5°	5746.4	5175.9	3828.3	3208.6	3157.5	3232.2	3364.1	3497.8	3592.2	3631.6	3639.4
20°	5846.8	5105.1	3529.3	3049.3	3057.2	3141.7	3265.6	3399.5	3503.7	3537.2	3552.9
22.5°	5978.5	5028.3	3267.6	2919.4	2943.0	3008.0	3104.4	3220.4	3310.9	3326.7	3340.5
25°	6155.6	4945.7	3059.2	2801.4	2811.2	2848.6	2913.5	2982.4	3045.4	3027.7	3041.4
27.5°	6393.7	4874.9	2903.7	2693.2	2675.5	2683.4	2716.8	2738.5	2771.9	2722.7	2728.6
30°	6673.0	4798.2	2783.7	2598.7	2549.6	2535.8	2543.7	2555.5	2581.0	2514.2	2504.3
32.5°	6997.6	4705.7	2671.6	2516.1	2447.3	2419.8	2423.7	2455.2	2553.5	2512.2	2490.6
35°	7375.3	4601.5	2553.5	2425.7	2378.5	2339.1	2335.2	2433.5	2726.7	2701.1	2681.4
37.5°	7817.9	4497.2	2435.5	2323.4	2327.3	2284.1	2270.3	2382.4	2760.1	2659.8	2646.0
40°	8380.6	4442.2	2335.2	2215.1	2264.3	2258.4	2230.8	2288.0	2539.7	2356.8	2333.2
42.5°	9077.0	4450.0	2260.3	2099.1	2189.5	2252.5	2209.2	2211.2	2301.8	2164.0	2142.3
45°	9936.8	4542.5	2207.2	2006.6	2105.0	2246.6	2201.3	2169.9	2177.7	2105.0	2093.2
47.5°	10940.0	4733.3	2169.9	1929.9	2024.3	2224.9	2199.4	2158.1	2140.4	2101.0	2091.2
50°	12055.5	5010.6	2142.3	1857.1	1951.6	2189.5	2201.3	2146.3	2126.6	2110.9	2105.0
52.5°	13151.3	5327.4	2101.0	1794.1	1894.4	2146.3	2207.2	2134.5	2112.8	2101.0	2095.1
55°	14372.9	5722.8	2038.1	1741.0	1847.2	2091.2	2207.2	2116.8	2093.2	2095.1	2093.2
57.5°	16023.5	6362.1	1963.4	1695.8	1790.2	2024.3	2169.9	2097.1	2067.6	2069.6	2071.5
60°	18602.6	7489.4	1872.8	1650.6	1719.4	1945.7	2118.7	2053.8	2024.3	2032.2	2034.2
62.5°	22395.5	9143.9	1754.8	1583.7	1644.7	1861.0	2047.9	1998.8	1969.3	1988.9	1988.9
65°	26338.0	10603.6	1609.3	1499.0	1565.9	1768.6	1959.4	1929.9	1900.3	1945.7	1943.7
67.5°	27398.4	10277.0	1463.6	1406.6	1487.2	1666.3	1853.1	1837.4	1821.7	1900.3	1896.4
70°	24339.2	8250.8	1329.9	1312.2	1400.7	1556.1	1739.1	1739.1	1729.2	1788.2	1774.5
72.5°	18543.6	5850.8	1202.0	1211.8	1302.4	1436.1	1615.2	1628.9	1613.2	1642.7	1630.9
75°	9926.9	3348.4	1074.1	1101.7	1180.3	1314.2	1477.4	1491.2	1481.3	1479.4	1485.3
77.5°	3299.1	1636.8	940.4	983.7	1052.5	1188.2	1333.8	1355.5	1331.9	1327.9	1326.0
80°	1469.5	1028.9	792.7	849.8	910.9	1044.6	1182.3	1200.0	1174.4	1209.8	1164.6
82.5°	944.3	676.8	635.5	698.3	757.3	901.1	1030.9	1034.8	1011.2	1174.4	1001.4
85°	458.4	419.0	478.0	535.2	586.2	708.2	853.8	855.7	796.7	725.9	700.4
87.5°	228.3	243.9	318.7	369.9	395.4	485.8	621.6	609.8	584.3	531.2	489.8
90°	0.0	0.0	0.0	0.0	0.0	0.0	0.0	0.0	0.0	0.0	0.0

(END OF REPORT)